

IS3000 and DT8000 Series

IS3035, IS3050, DT8035 AND DT8050

WIRED PIR AND DUAL TEC® MOTION DETECTORS



Designed with the installer in mind, these high performance small form factor motion detectors offer a trouble-free, out of the box experience to simplify the install process and reduce install time. With the passive infrared IS3035 and IS3050 and DUAL TEC DT8035 and DT8050, optimum performance is achieved using custom developed extended range Fresnel

optics, look down, cover and wall tamper, and selectable pet immunity. Leading edge sensing technologies and a wide range of models to suit the requirements of most applications, Honeywell's family of IS3000 and DT8000 motion detectors will maximize intruder detection while diminishing false alarms.

FEATURES

• Sleek, Sturdy Housing

The sleek, sturdy housing blends with any residential or commercial interior and is constructed of ABS plastic for superior shock and impact protection. It contains a convenient wiring channel, knockouts for mounting and wiring, and easy access to terminals. Mounting screws are located in the rear cover — enabling easier installation.

• Sealed Optics and Electronics

The optics and electronics are assembled into the front enclosure and sealed with a protective cover to prevent damage during installation. The sealed optical chamber also prevents drafts and insects from affecting the detector.

• Integrated Screw Retention Features

To mount the detector on the wall, the installer will insert the screw in the integrated mounting feature where it will be automatically held in place, making mounting the detector easy and quick.

• Uniform Sensitivity Optics

The custom designed Fresnel lens provides the same sensitivity for human targets at the edge of the pattern as exists directly in front of the detector, giving these detectors consistent coverage throughout the protected area. Shorter precision focal lengths mean superior optics and detection.

• Wall-to-Wall Coverage

Wide and long detection coverage with look-down zone for coverage range protection that exceeds similar products in the market.

• Advanced DualCore Signal Processing (DUAL TEC)

DualCore signal processing analyzes PIR and microwave signals through the microcontroller. It supports a multitude of advanced functions, including concurrent diagnostics, digital fluorescent light interference filter, digital adaptive microwave threshold, adaptive baselines and bidirectional temperature compensation.

• Superior Detection and False Alarm Immunity

The IS3000 and DT8000 detectors provide superior protection against false alarms without sacrificing catch performance.

• Pet-friendly Selectivity

Installers can turn pet immunity on or off with the flip of a DIP switch. When pet immunity is enabled, the detector can distinguish between signals caused by humans and signals caused by pets up to 100lbs.

• Selectable Look Down

Provides better coverage up close with multiple zones in the look-down area. Look down is switch selectable.

• PIR White Light Immunity

A patented black bug guard reduces false alarms by providing 6,500 lux of white light immunity. This helps reduce false alarm problems caused by lights, flashlights or reflective objects.

• Flashlight Walk Test

Reduces installation time as the walk test can be enabled by simply waving a flashlight at the detector. Automatically times out.

• Flexible Mountings

The IS3000 and DT8000 motion detectors mount on walls or in corners, with heights from 6'9" - 8'9" (2.1 m - 2.7 m). The IS3000 and DT8000 family works with the SMB10 family of swivel brackets.

IS3000 and DT8000 Series

IS3035 AND DT8035

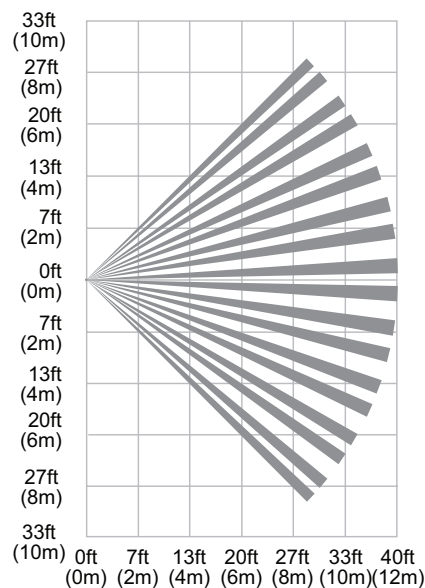
WIRED PIR AND DUAL TEC® MOTION DETECTORS

Specifications	IS3035 (PIR)	DT8035 (DUAL TEC)
Range	40' x 56'/12 m x 17 m	40' x 56'/12 m x 17 m
Power	9.0 - 15 VDC; 11 mA typical, 13 mA maximum; AC Ripple: 3 V peak-to-peak at nominal 12 VDC	9.0 - 15 VDC; 15 mA typical, 17 mA maximum; AC Ripple: 3 V peak-to-peak at nominal 12 VDC
Alarm Relay	Energized Form A; 30 mA, 25 VDC, 22 Ohms resistance maximum. Alarm Relay Duration: 3 seconds	Energized Form A; 30 mA, 25 VDC, 22 Ohms resistance maximum. Alarm Relay Duration: 3 seconds
Tampers	Cover & Wall; (NC with cover installed) Form A; 30 mA, 25 VDC	Cover & Wall; (NC with cover installed) Form A; 30 mA, 25 VDC
Microwave Frequency	-	10.525 GHz
RFI Immunity	20V/m 10-1000 MHz, 15V/m 1000-2700 MHz	20V/m 10-1000 MHz, 15V/m 1000-2700 MHz
PIR White Light Immunity	6,500 Lux typical	6,500 Lux typical
Fluorescent Light Filter	-	50 Hz/60 Hz
Operating Temperature	14°F to 131°F/-10°C to 55°C	14°F to 131°F/-10°C to 55°C
Relative Humidity	5 to 93%; non-condensing	5 to 93%; non-condensing
Temperature Compensation	Advanced Dual Slope	Advanced Dual Slope
Dimensions	3.86" H x 2.24" W x 1.71" D/ 9.8 cm H x 5.7 cm W x 4.35 cm D	3.86" H x 2.24" W x 1.71" D/ 9.8 cm H x 5.7 cm W x 4.35 cm D
Weight	3 oz/85 g (net weight)	3.6 oz/102 g (net weight)
Pet Immunity	≤ 80 lbs./36kg	≤ 100 lbs./45kg

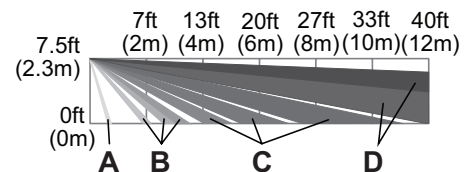
IS3035/DT8035 DETECTION PATTERNS

Top View

PLAN VIEW
ALL ZONES



Side View



Zones

A	2 Look-down
B	18 Lower
C	46 Intermediate
D	36 Long

IS3000 and DT8000 Series

IS3050 AND DT8050

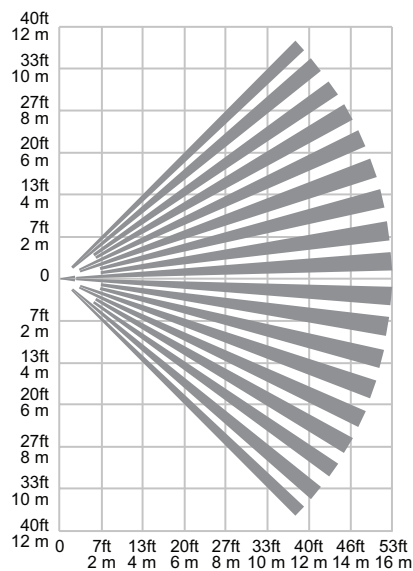
WIRED PIR AND DUAL TEC® MOTION DETECTORS

Specifications	IS3050 (PIR)	DT8050 (DUAL TEC)
Range	53' x 72'/16 m x 22 m	53' x 72'/16 m x 22 m
Power	9.0 - 15 VDC; 11 mA typical, 13 mA maximum; AC Ripple: 3 V peak-to-peak at nominal 12 VDC	9.0 - 15 VDC; 15 mA typical, 17 mA maximum; AC Ripple: 3 V peak-to-peak at nominal 12 VDC
Alarm Relay	Energized Form A; 30 mA, 25 VDC, 22 Ohms resistance maximum. Alarm Relay Duration: 3 seconds	Energized Form A; 30 mA, 25 VDC, 22 Ohms resistance maximum. Alarm Relay Duration: 3 seconds
Tampers	Cover & Wall; (NC with cover installed) Form A; 30 mA, 25 VDC	Cover & Wall; (NC with cover installed) Form A; 30 mA, 25 VDC
Microwave Frequency	-	10.525 GHz
RFI Immunity	20V/m 10-1000 MHz, 15V/m 1000-2700 MHz	20V/m 10-1000 MHz, 15V/m 1000-2700 MHz
PIR White Light Immunity	6,500 Lux typical	6,500 Lux typical
Fluorescent Light Filter	-	50 Hz/60 Hz
Operating Temperature	14°F to 131°F/-10°C to 55°C	14°F to 131°F/-10°C to 55°C
Relative Humidity	5 to 93%; non-condensing	5 to 93%; non-condensing
Temperature Compensation	Advanced Dual Slope	Advanced Dual Slope
Dimensions	3.86" H x 2.24" W x 1.71" D/ 9.8 cm H x 5.7 cm W x 4.35 cm D	3.86" H x 2.24" W x 1.71" D/ 9.8 cm H x 5.7 cm W x 4.35 cm D
Weight	3 oz/85 g (net weight)	3.6 oz/102 g (net weight)

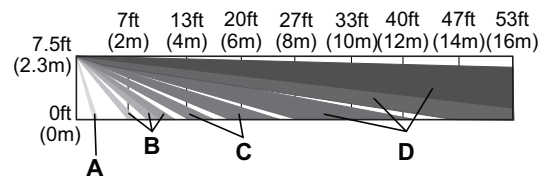
IS3050/DT8050 DETECTION PATTERNS

Top View

PLAN VIEW
ALL ZONES



Side View



Zones

A	2 Look-down
B	18 Lower
C	20 Intermediate
D	54 Long

IS3000 and DT8000 Series

IS3035, IS3050, DT8035 AND DT8050

WIRED PIR AND DUAL TEC® MOTION DETECTORS

APPROVAL LISTINGS

- UL 639
- ULC S306-03
- SIA PIR-01-2000
- FCC part 15, Class B verified
- IC ICES-003, Class B verified

ORDERING

IS3035	PIR Motion Detector, 35 foot
IS3050	PIR Motion Detector, 50 foot
DT8035	DUAL TEC Motion Detector, 35 foot
DT8050	DUAL TEC Motion Detector, 50 foot
Accessories*	
SMB10	Swivel Mount Bracket (0-000-110-01)
SMB10C	Swivel Mount Ceiling Bracket (0-000-111-01)
SMB10T	Swivel Mount Bracket with Tamper (0-000-155-01)
DT8G2LENS5PK	Replacement Fresnel Lens Kit – 5 Pack
2103	Riser Rated Cable, Solid 22 AWG, 4 Conductor
3103	Plenum Rated Cable, Solid 22 AWG, 4 Conductor

Note: Honeywell reserves the right to alter the specification of products without prior notice.

*Accessories not evaluated by UL.

For more information:

www.honeywell.com/security

Automation and Control Solutions

Honeywell Security Products Americas
2 Corporate Center Dr. Suite 100
P.O. Box 9040
Melville, NY 11747
1.800.467.5875
www.honeywell.com



L/IS3DT8SND/D
September 2014
© 2014 Honeywell International Inc.